

SPORTS LIGHT (MSL01)



DESCRIPTION

By providing superior high output and high efficiency, MESTER sports light series is the ideal solution for outdoor sports lighting such as municipal, school and semi-professional outdoor sports lighting. Dynamic thermal management design maximizes heat dissipation and significantly improves the life of luminaires. Built-in surge suppression adds an extra layer of protection to the luminaire driver. Versatile mounting bracket for hassle-free installation.

SPECIFICATION FEATURES

Construction

- Sealed die-casting profile for outdoor applications
- Low profile, 3G vibration rated compact design minimizes wind load requirements.
- Housing is completely sealed against moisture and environmental contaminants (IP65).

Optics

- Available in NEMA 3Hx3V, 4Hx4V, 5Hx5V, 6Hx6V distributions.
- Light engines are available in standard 4000 K, 5000K and 5700 K (70/80/90 CRI) configurations.
- Scalable Lumen Packages from 68,160 to 118,000 Lumens.
- Optics is precisely designed to shape the distribution, maximizing efficiency and application spacing.

Electrical

- Universal 120-277 VAC or 277-480 VAC input voltage
- Standard with 0-10V dimming driver(s)
- Built in surge suppression with max.20KV @120-277V(Max.40KV @277-480V).
- THD: ≤20%
- Power Factor: ≥90%

Ambient Temperature

- Ambient operating temperature -40 °C to 55 °C (-40 °F to 131 °F).

Lifespan

- Estimated 100,000-hour LED lifespan based on IES LM-80 results and TM-21 calculations

Note

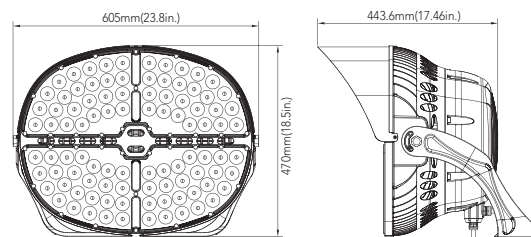
- Actual performance may differ as a result of end-user environment and application. All values are design or typical values, measured under laboratory conditions at 25 °C (±5 °C) specifications subject to change without notice.

Certifications

- DesignLights Consortium™ Qualified.
 - UL cUL wet location listed.
- Note: DesignLights Consortium™ Qualified and classified for DLC Standard, refer to www.designlights.org for details.

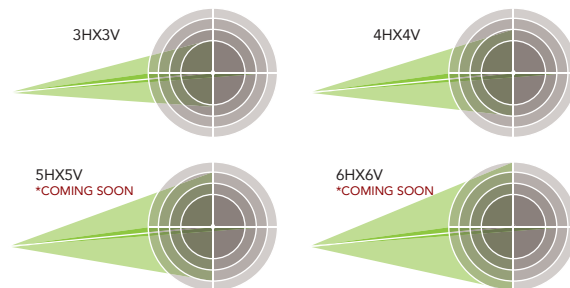


DIMENSIONS



Net Weight:
500W: 56.30 lb 600W: 56.30 lb 650W: 63.47 lb 850W: 63.47 lb

PHOTOMETRICS



PERFORMANCE DATA

SYSTEM WATTS	VOLTAGE	NEMA	EPA	CRI	LUMENS (4000K)	LPW (4000K)	LUMENS (5000K)	LPW (5000K)	LUMENS (5700K)	LPW (5700K)	Warranty
500W	120-277V/347-480V	4Hx4V	3.0223	70	71000lm	142 lm/W	71000lm	142 lm/W	69000lm	138 lm/W	10 Years
		3Hx3V	3.0223	70	68160lm	136 lm/W	68160lm	136 lm/W	66240lm	132 lm/W	
600W	120-277V/347-480V	4Hx4V	3.0223	70	84000lm	140 lm/W	84000lm	140 lm/W	82000lm	137 lm/W	5 Years
		3Hx3V	3.0223	70	80640lm	134 lm/W	80640lm	134 lm/W	78720lm	131 lm/W	
650W	277-480V	4Hx4V	3.0223	70	91000lm	140 lm/W	91000lm	140 lm/W	88000lm	135 lm/W	10 Years
		3Hx3V	3.0223	70	87360lm	134 lm/W	87360lm	134 lm/W	84480lm	130 lm/W	
850W	277-480V	4Hx4V	3.0223	70	118000lm	139 lm/W	118000lm	139 lm/W	112000lm	132 lm/W	10 Years
		3Hx3V	3.0223	70	113280lm	133 lm/W	113280lm	133 lm/W	107520lm	126 lm/W	

ELECTRICAL DATA

Number Of Drivers	Driver Current (mA)	Nominal Power (W)	INPUT VOLTAGE (V)	CURRENT (Amps)
1	4800	500	120	4.17
		500	208	2.40
		500	240	2.08
		500	277	1.81
		500	347	1.44
		500	480	1.04
1	4650	600	120	5.00
		600	208	2.88
		600	240	2.50
		600	277	2.17
		600	347	1.73
		600	480	1.25
1	5200	650	277	2.35
		650	347	1.87
		650	480	1.35
1	5200	850	277	3.07
		850	347	2.45
		850	480	1.77

ORDERING GUIDE

Example:MSL01500W27VXXKYYYYY

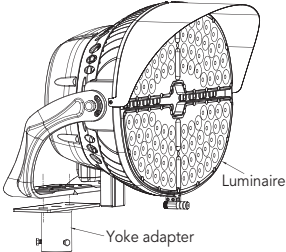

Fixture Type	Wattage	Voltage	CCT	Finish	Nema	Mounting(Optional)	Integrated Control	Internal Code
<input type="text"/>	<input type="text"/>	<input type="text"/>	<input type="text"/>	<input type="text"/>	<input type="text"/>	<input type="text"/>	<input type="text"/>	<input type="text"/>
MSL01 Sports light series	500 500W 600 600W 650 650W 850 850W	27V 120-277V 48V 347-480V 48V 277-480V	40K 4000K 50K 5000K 57K 5700K	B Black	B33 3Hx3V B44 4Hx4V *B55 5Hx5V *B66 6Hx6V (*COMING SOON)	TR Trunnion	C With Integrated Control Blank Without Integrated Control	Blank Alphanumeric

Note: 1. 650W, 850Wonly suitable for 277-480V input
2. A 5-year warranty for 600W and other power have a 10-year warranty.

ACCESSORIES

			
Black Top Visor (Default)	Aiming Sight	Integrated Control (Option)	Glare Control Shield(Optional)

Mounting Bracket

	
Another optional easy installation is provided to apply the fixture on a 2 3/8" tennon with Mester Yoke adapter.	Yoke Adaptor (Option)